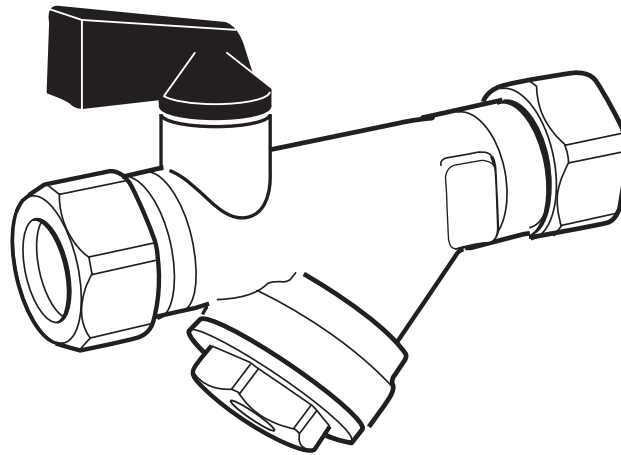




Product Specification Sheet

Floreg Isolating Ball Valve



WRAS
APPROVED
PRODUCT

A combination valve incorporating an isolator, large bore strainer and inline serviceable flow regulator.

Product Features and Benefits

- Serviceable without the need to remove the valve from the installation.
- Saves water and energy as well as providing isolation for servicing.
- Provides even distribution when supplying multiple outlets.
- Precise flow control enables designers to size systems accurately.
- Available in 15mm compression connections for ease of installation.
- Can be used for retrofit or new build installations.
- Available with flow regulators from 4LPM to 15LPM .
- The regulators are interchangeable so that alterations in flow rate to suit customer requirements are quick and easy.

✓ WRAS Approved.

Floreg Isolating Ball Valve

Description

A 15mm combination filtration, isolating and flow regulating device for use on individual outlets to maintain the flow rate at a desired level. The valve incorporates a flow regulator fitted downstream of the isolator and filter, for ease of service, which is available with various amounts of flow regulation between 4 and 15LPM. Supplied chrome plated as standard with a colour co-ordinated plastic identity cap showing the amount of flow regulation.

Product Range

SERV 950 000:	15mm Floreg isolating ball valve - 4LPM
SERV 950 001:	15mm Floreg isolating ball valve - 6LPM
SERV 950 002:	15mm Floreg isolating ball valve - 8LPM
SERV 950 003:	15mm Floreg isolating ball valve - 10LPM
SERV 950 004:	15mm Floreg isolating ball valve - 12LPM
SERV 950 005:	15mm Floreg isolating ball valve - 15LPM

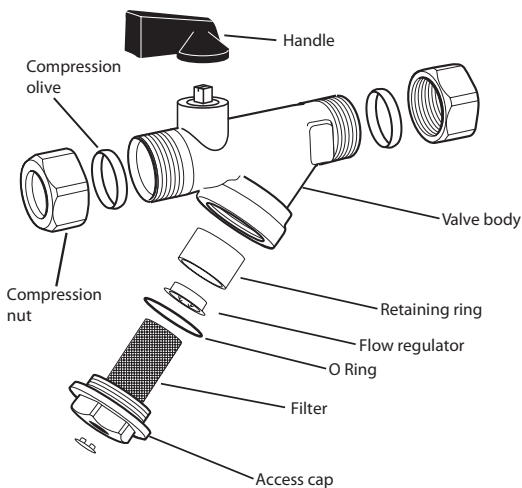
Materials

Body:	Cast DZR brass
Cap:	DZR brass
Strainer:	Stainless steel
Ball:	Chrome plated brass
Seat:	PTFE

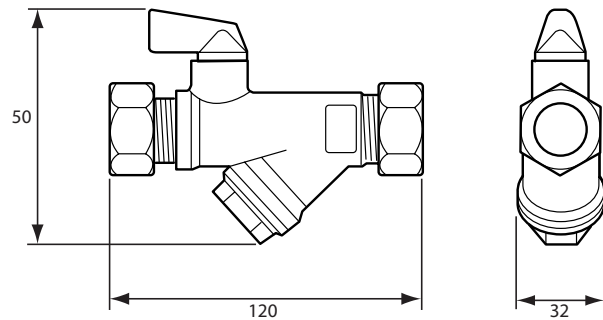
Approvals

WRAS Approval number: 0806317

Exploded Drawing



Dimensions



All dimensions in mm unless stated

Specifications

Maximum pressure:	16.0 bar
Max. hot water temperature:	95°C
Connections:	15mm compression

How to Specify

A 15mm chrome plated combination device incorporating a flow regulator fitted downstream of the isolator and filter, to maintain the flow rates of individual outlets at a desired level. Available with flow regulators between 4 and 15LPM. (Include correct product range code).

Guarantee

All Reliance® products undergo strict performance tests prior to despatch, and are guaranteed against faulty materials and workmanship for one year from date of purchase. This is in addition to any statutory rights.



Reliance Water Controls®
Worcester Road, Evesham, Worcestershire, WR11 4RA, UK
Tel: +44 (0)1386 712400 Fax: +44 (0)1386 712401 www.rwc.co.uk

