

It's easy, safe

and precise

for all *New* flow rates



**thermostatic mixing valves
for multiple showers**



**inset thermostatic
mixing valves**

Distributed by

ULTRAMIX®

THERMOSTATIC MIXING VALVES for multiple showers

**WATTS
INDUSTRIES.**

Ultramix, new flow rates for more comfort !

The new ULTRAMIX range's main advantage: offering you a higher flow rate !


The ULTRAMIX range provides flow rates which are 25% to 30% higher than the current range!

While retaining the lowest MINIMUM flow rates on the market: Just one shower is enough for any mixing valve.

The same thermostatic mechanism :

A guarantee of complete safety and proven reliability for over forty years, the ULTRAMIX thermostatic mixing valve mechanism is the same as that used in the current range. It is directly integral with the mixing valve's cover.



New approved anti-return valves  : Superior level hydraulic features, due to the valve closure member's overall design. Flow rates are much higher, while retaining speed that is identical or even less than with the current range.

New filtering : Filter anchored on sealed elastomer base.

Completely accessible, disassembly requires no tools. Easy cleaning, no instructions necessary.

Completely interchangeable : The exterior dimensions, diameters, and connections remain the same.

ULTRAMIX range cartridges are interchangeable with the current and former ranges (see table on last page).

Identical dimensions : The exterior dimensions, diameters, and connections remain the same.

Identification : The calibrated knob is marked "ULTRAMIX" along with the TRUBERT Eurotherm brand name.

With the same TRUBERT EUROTHERM range advantage

SAVINGS : WATTS-eurotherm mixing valves provide significant water and energy savings.

And, they are exceptionally long-lasting.

SIMPLE, EASY OPERATION FOR EXCELLENT STURDINESS :

The mixed water is maintained at a constant temperature through simultaneous, indirect, progressive action on two different valves : one for hot water and the other for cold water.

The unit is powered by a highly sensitive, fast-reacting temperature detection system.

ANTI-BURN FEATURE : if the cold water supply is stopped, the hot water is turned off immediately.

COMFORT : The water temperature obtained is precise to the very degree. Watts-eurotherm mixing valves are individually factory-inspected and gauged at installation. An exclusive knob assembly system facilitates this procedure. Excellent temperature adjustment and stability are obtained, regardless of water pressure or temperature variations at the mixing valve input (maximum: 1.5 bar).

SIMPLICITY : INSTALLATION HAS BEEN SIMPLIFIED TO THE EXTREME : no special tools are required.

The hot water supply is on the left for vertical mixed water output ; inversion is usually possible with a special cartridge.

WATTS-EUROTHERM MIXING VALVES CAN BE PLACED IN DIFFERENT POSITIONS WITHOUT AFFECTING TEMPERATURE READINGS.

The piping must imperatively be rinsed.

EXTREMELY EASY MAINTENANCE : Practically no care is required, due to WATTS-Eurotherm mixing valves' longevity and resistance to scale. The cartridge can be changed without removing the mixing valve or returning it to the workshop.

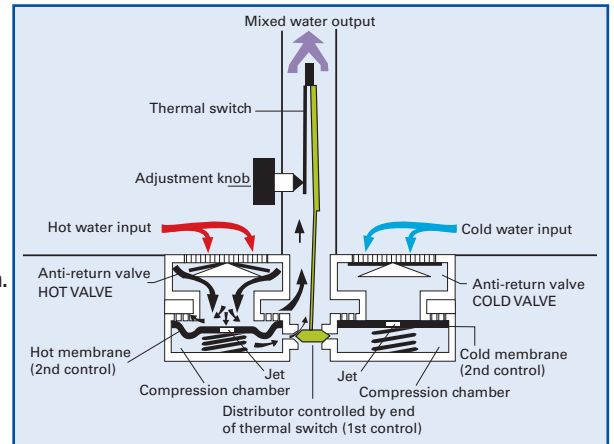


Operational principle and advantages : dual adjustment

The Watts eurotherm mixing valve is based on an actuator principle. Water dosage is obtained by two independent valves – one for hot water, one for cold water – which operate like two hydraulic relays. These two valves are controlled by a thermal switch that records output water temperature. Its position can also be adjusted by means of the mixing valve's knob. The water runs at the exact desired temperature. If it goes off by just one degree, the thermal switch instantly adjusts water dosage.

This operational principle provides many advantages :

- No load from water pressure is exerted on the thermal switch.
- Due to the thermal switch's high sensitivity and nearly non-existent inertia, it is not subject to any load and the mixing valve reacts instantly.
- Nearly non-existent hysteresis and improved durability over time with the thermal switch.
- No friction from moving metal parts means excellent resistance to scale and remarkable longevity.
- Thanks to the relay operational principle, low and high flow rates receive the same adjustment quality (which is not true of all solutions available on the market).
- Anti-burn feature: The hot water shuts off automatically if there is not enough cold water.



Rinsing the piping : yet another retained advantage !

It is important to rinse pipes during implementation. Instead of removing the cartridge as currently practised, the ULTRAMIX range simply requires turning over the cover/cartridge unit (cartridge facing you) and fastening it by means of the provided temporary screws.

Carry out the rinsing operation, then just replace the cover and its cartridge inside the mixing valve. Now, gauge the device as usual. It's easy, and the mixing valve's mechanism is protected from impurities and waste during installation rinsing.

Take off the knob, cover, and screw. Remove the cover/cartridge from its casing.



Place the flat washer (included in package) on the device's neck



Place the cover/cartridge unit upside down on the device and flat washers



Tighten the temporary screws (included in the package)



New protection against Legionella* !

As part of organising means of disinfecting or protection against legionella*, the ULTRAMIX rinsing operation makes it possible to use very hot water, or water containing disinfecting products, without damaging the thermostatic mechanism.

In fact, there are only 2 methods recommended by the French Health Directorate General to fight this bacteria :

1. raise the temperature to over 70°C (thermal shock)
2. disinfect (chemical shock)

The ULTRAMIX range makes it possible to fight legionella bacteria because it is completely compatible with these 2 methods : With the mixing valve as is, you can :

- adjust temperature to 50°C in circuit (recommended temperature).

By placing the cartridge in the "RINSE" position (turned over and fastened upside down - see simple standard operating procedure supplied in box), you can also :

- rinse the mixing valve and piping (important operation before activation).
- inject a disinfectant (chlorine) into the water supply system without danger of damaging the thermostatic mechanism, as it is no longer in contact with the water.
- carry out thermal shock at over 70°C, without danger of damaging the thermostatic mechanism as it is no longer in contact with the water.

For all procedures, take the necessary precautions for use before rinsing with very hot water and/or water containing disinfectants :

Anti-return protection of cold water supply system, blocking points of use, wearing masks and gloves, etc.

As a general rule, follow the proper procedures and regulations in force.

Definition of Legionella : A respiratory infection due to a variety of bacteria. Legionellosis bacteria multiply in water supply systems, storage-water containers, reservoirs, etc. This bacteria contaminates humans through inhalation (showers, cooling towers (air conditioning), hammams, etc.).

Legionella can be treated with antibiotics, but is often fatal when detected late, or in the case of elderly or immunodeficient persons.

The bacteria stops proliferating near 47°C, and is destroyed starting at 60°C. Nevertheless, as clearly explained in the Health general directorate circulars, it is also indispensable to have a return circuit on the water supply system, eliminate abandoned channels, and regularly replace filter seals and other plumbing accessories.

Carry out a major "bacteria destruction" operation on the water supply after prolonged periods of non-use.

2002 Catalogue extract

The following pages do not include all of our thermostatic mixing valve ranges.
Please request our price list catalogue for complete information.

Mixing valves for multiple showers. TRUBERT eurotherm

Professional products serving professionals.

- **Comfort** : The water temperature obtained is precise to the very degree. Watts-eurotherm mixing valves are individually factory-inspected and gauged at installation. An exclusive knob assembly system facilitates this procedure. Excellent temperature adjustment and stability are obtained, regardless of water pressure or temperature variations at the mixing valve input (maximum : 1.5 bar).
- **Installation simplified to the extreme** : no special tools are required ; hot water input is at the left for vertical mixed water output ; inversion generally possible with a special inverted cartridge.

Trubert mixing valves can be placed in different positions without disturbing temperature reading...

- **Anti-burn feature** : if the cold water supply is interrupted, the hot water is turned off immediately.
- **Very easy maintenance** : Practically no care is needed due to the Trubert mixing valves' longevity and resistance to scale. The cartridge can easily be changed without removing the mixing valve.

Easy to implement. Economical to use.

The 3 criteria for mixing valve selection : maximum flow rate, minimum flow rate, the device's finish.

All the Trubert eurotherm mixing valves for institutions have standard delivery with an adjustment range from 10° to 50°C.

Available by request for no extra charge : 0° to 40°C range for large kitchens, from 30° to 70°C or 50° to 90°C.



NEW RANGE UP TO 42 L/min.

The new Thermostatic cartridge : the latest in a long line of cartridges, from over 50 years of experience.

Exposed device recommended for all uses where the mixed water temperature must be exact, constant, and modifiable at will.

Low flow rate uses in bathrooms ; sinks, showers, etc. Electronic piping.

ADVANTAGE : Device designed for adaptation to all specific precise water temperature needs, even at very low flow rates.

- Brass body. Available in white ABS (Ref. B) or chrome (Ref. C).

- White knob, calibrated in °C, range 15-50°C.

- 1 upper output. 1/2" M or 3/4" M thread (input = output).

Available by request for no extra charge : 0° to 40°C range or from 40° to 80°C.

Maximum pressure : 10 bar. Maximum hot water temperature : 85°C.

flow rate (L/min)	diameter	no of points*	finish	ref. code	weight
mini - maxi	M 1/2"		white calibrated white knob	T9715B	1,00 kg
3 42	15x21	1 to 5	chrome calibrated white knob	T9715C	1,00 kg
mini - maxi	M 3/4"		white calibrated white knob	T9107B	1,02 kg
3 42	20x27	1 to 5	chrome calibrated white knob	T9107C	1,02 kg

* For information only. Take simultaneity coefficient into consideration.



ULTRAMIX

NEW ULTRAMIX RANGE - 56 to 400 L/min.

Knob with built-in locking – front protective cover (grey PVC).

Standard calibration : 10°/50° C. Blue calibrated knob – except in 20 x 27 chrome model (white calibrated). Flow rates under 3 dynamic bar. 1 upper output.


- **New flow rates, for better comfort** :

The new ULTRAMIX range's main advantage : providing higher flow rates !

The ULTRAMIX range has flow rates which are an average of 25% to 30% higher than the current range!

And it still has the lowest **MINIMUM flow rates on the market** :
just 1 shower, for any mixing valve.

- **The same thermostatic mechanism** : A guarantee of complete safety and proven reliability for over forty years, the ULTRAMIX thermostatic mixing valve mechanism is the same as that used in the current range. It is directly integral with the mixing valve cover.

- **New approved anti-return valves**  : Superior level hydraulic features, due to the valve closure member's overall design. The flow rates are much higher, while maintaining the same, or lower, rate as the current range.

- **New filtering** : Filter anchored on watertight elastomer support. Perfect accessibility, disassembly without tools, easy cleaning requiring no special qualification.

- **Completely interchangeable** : The exterior dimensions, diameters, and connections remain the same.

ULTRAMIX range cartridges are interchangeable with the current and former range.

flow rate (L/min)	diameter	no of points*	finish	ref. code	weight
mini - maxi	20x27	1 to 7	grey epoxy	TX91E	1,8 kg
3 56	M 3/4"		chrome	TX91C	1,8 kg
mini - maxi	20x27	1 to 10	grey epoxy	TX92E	1,8 kg
3 80	M 3/4"		chrome	TX92C	1,8 kg
mini - maxi	26x34	1 to 15	grey epoxy	TX93E	2,8 kg
3 120	M 1"		chrome	TX93C	2,8 kg
mini - maxi	33x42	1 to 21	grey epoxy	TX94E	4,6 kg
5 175	M 1"1/4		chrome	TX94C	4,6 kg
mini - maxi	40x49	1 to 32	grey epoxy	TX95E	7,8 kg
5 260	M 1"1/2		chrome	TX95C	7,8 kg
mini - maxi	50x60	1 to 50	grey epoxy	TX96E	10,0 kg
6 400	M 2"		chrome	TX96C	10,0 kg

* For information only. Take simultaneity coefficient into consideration.

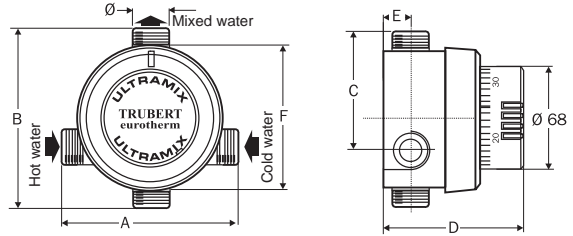
CARTRIDGES

In order to improve service and simplify our products, we are only offering new cartridges from now on, guaranteed for 24 months.

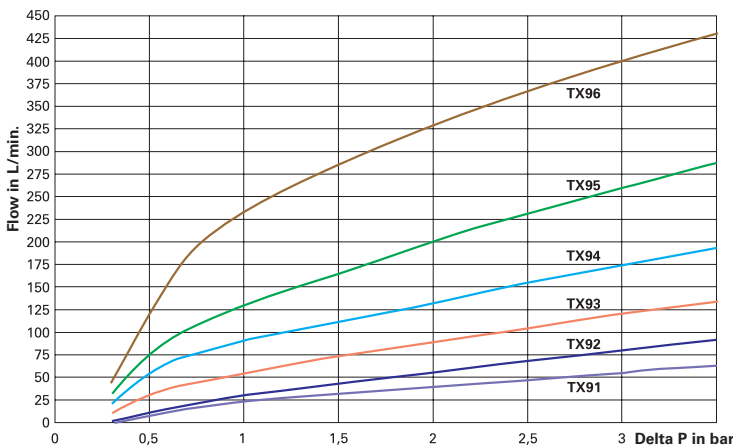
for mixing valves	type of cartridge	ref. code	packaging
T9107B, T9107C, T9715B, T9715C	CP7 - 42 L/min	TCP7	1
TX91E, TX91C	TX1 - 56 L/min	*TX1	1
TX92E, TX92C	TX2 - 80 L/min	*TX2	1
TX93E, TX93C	TX3 - 120 L/min	TX3	1
TX94E, TX94C	TX4 - 175 L/min	TX4	1
TX95E, TX95C	TX5 - 260 L/min	TX5	1
TX96E, TX96C	TX6 - 400 L/min	TX6	1

* For installations requiring higher flow rates, the TX1 and TX2 cartridges are compatible and interchangeable.

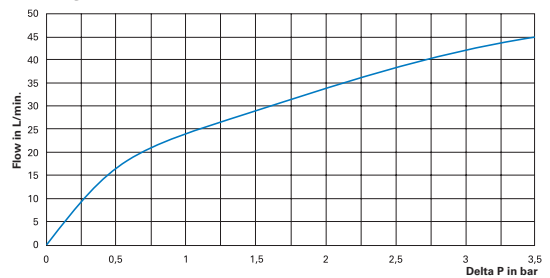
models ref. code	A (mm)	B (mm)	C (mm)	D (mm)	E (mm)	F (mm)	diameter	weight (Kg)
T9107 and T9715	115	90	58	100	17,5	80	M 3/4" or 1/2"	1,1
TX91	117	120	81	93	18	98	M 3/4"	1,8
TX92	117	120	81	93	18	98	M 3/4"	1,8
TX93	144	142	95	101	23	116	M 1"	2,8
TX94	182	166	107	116	24	145	M 1 1/4"	4,6
TX95	218	199	129	127	32	175	M 1 1/2"	7,8
TX96	242	224	144	141	36	198	M 2"	10



Mixing valves TX91, TX92, TX93, TX94, TX95, TX96



Mixing valves T9107, T9715



Flow diagrams

SYMBOLS			
	Hot water		Water hammer arrestor
	Cold water		Stop valve
	Mixed water		Non-return valve
	Flow direction		Water drain cock
			Safety valve
			Pump
			Thermostatic mixing valve
			Drain
			Regulator
			Adjustment valve

FLOW DIAGRAM FOR A COMPLETE MIXED WATER CIRCUIT.

VM1 - VM2 - micrometer valves to stabilise circuit temperature.

VM1 A - Open between 70 and 90%.
VM1 B - Open between 30 and 10%.

Remarks :

1. If there is a restart point on the water container (R), the return circuit should be connected here (A).

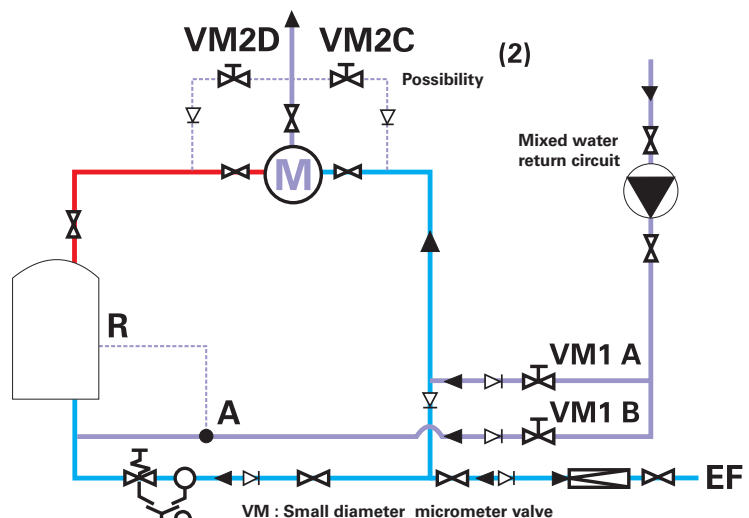
2. It may be useful to have two VM2, micrometer valves, especially for installation renovation : the pump will not have to take the additional loss of load from the mixing valve into consideration. In this case, VM1A and VM1B are unnecessary, adjustment will be carried out on VM2 valves.

VM2 C - Open between 70 and 90%.
VM2 D - Open between 30 and 10%.

Note : Other variations are possible.

For example, for several circuits at equal or different temperatures.

Enquire with our Technical Assistance Department, who can send you the corresponding diagrams.



Central mixing valves for bathrooms

Recessed models

8175 to 8600



These models require assembly of stop valves and/or flow taps on mixed water. Standard models come with chrome rosette. 3 choices : standard knob, "consulat" knob, or no knob (except for model 8100). **Adjustment range** : 10° to 50°C. Models 8256 to 8600 are used with the ULTRAMIX cartridge.



8175 standard knob



8300 "consulat" knob

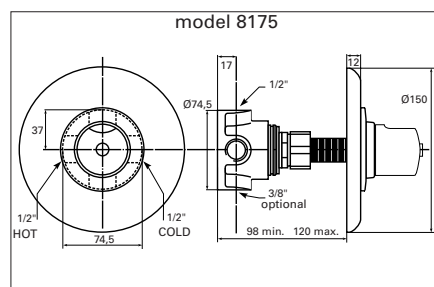
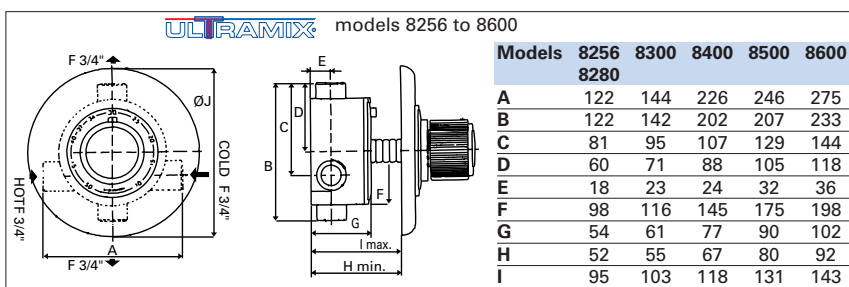
ULTRAMIX



8300 no knob

ULTRAMIX

flow	description	ref. code	weight
42 L/min	8175 - F 1/2" - 1 upper output complete mixing valve, 150 mm rosette, standard knob	T/8175S	2,1 kg
	complete mixing valve, 150 mm rosette, "consulat" knob	T/8175C	2,2 kg
	complete mixing valve, 150 mm rosette, no knob	T/8175SM	1,8 kg
	plain mixing valve, without rosette or knob	T/8175	1,5 kg
56 L/min	8256 - F 3/4" - 1 upper output, 1 bottom output complete mixing valve, 150 mm rosette, standard knob	T/X8256S	3,1 kg
	complete mixing valve, 150 mm rosette, "consulat" knob	T/X8256C	3,1 kg
	complete mixing valve, 150 mm rosette, no knob	T/X8256SM	2,9 kg
	plain mixing valve, without rosette or knob	T/X8256	2,5 kg
80 L/min	8280 - F 3/4" - 1 upper output, 1 bottom output complete mixing valve, 150 mm rosette, standard knob	T/X8280S	3,1 kg
	complete mixing valve, 150 mm rosette, "consulat" knob	T/X8280C	3,1 kg
	complete mixing valve, 150 mm rosette, no knob	T/X8280SM	2,9 kg
	plain mixing valve, without rosette or knob	T/X8280	2,5 kg
120 L/min	8300 - F 1" - 1 upper output + (1 bottom drain) complete mixing valve, 150 mm rosette, standard knob	T/X83S	4,0 kg
	complete mixing valve, 150 mm rosette, "consulat" knob	T/X83C	4,1 kg
	complete mixing valve, 150 mm rosette, no knob	T/X83SM	3,8 kg
	plain mixing valve, without rosette or knob	T/X83	3,3 kg
175 L/min	8400 - F 1"1/4 - 1 upper output + (1 bottom drain) complete mixing valve, 185 mm rosette, "consulat" knob	T/X84C	6,5 kg
	complete mixing valve, 185 mm rosette, no knob	T/X84SM	6,4 kg
	plain mixing valve, without rosette or knob	T/X84	5,8 kg
260 L/min	8500 - F 1"1/2 - 1 upper output + (1 bottom drain) complete mixing valve, 250 mm rosette, "consulat" knob	T/X85C	9,7 kg
	complete mixing valve, 250 mm rosette, no knob	T/X85SM	9,4 kg
	plain mixing valve, without rosette or knob	T/X85	8,7 kg
400 L/min	8600 - F 2" - 1 upper output + (1 bottom drain) complete mixing valve, 250 mm rosette, "consulat" knob	T/X86C	14,7 kg
	complete mixing valve, 250 mm rosette, no knob	T/X86SM	13,7 kg
	plain mixing valve, without rosette or knob	T/X86	13,1 kg



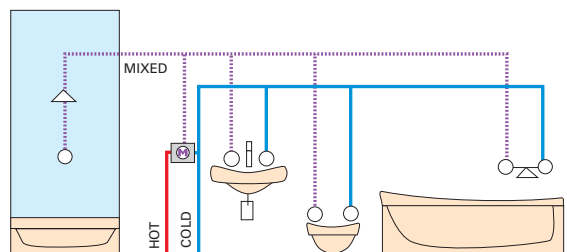
Bathroom

Mixed water at every bathroom point.

This excellent solution makes high flow rates possible, especially for the bathtub, which fills faster than with a simple mixing valve "limited" to an average of 22 or 23 L/min.

Some of its advantages include :

- **Safety** : Maximum temperature 50°C, usually 38°C or 40°C. This is quite safe.
- **Comfort** : Direct water access, at the right temperature; the user can stop water at any time and instantly find the right temperature again.
- **Economy** : It is unnecessary to run hot water, and then add cold water to obtain the right temperature.
- **Hot water availability** : Hot water piping is only filled with mixed water, and decrease is therefore noticeably lower
There is more available mixed water for the same production.
- **Long-lasting installation** : Piping and taps receive warm water, which causes less limescale.



SPECIAL MODEL FOR SEA, DEMINERALISED, OR SOFTENED WATER : OMDA

Spare cartridges : see p. 120

flow	description	ref. code	weight
56 L/min	M 3/4" 1 upper output, 1 bottom output, plain mixing valve Without rosette, knob or mixing valve block, no flush-fitting parts	T/X8256OMDA TX82031OMDA	3,5 kg 3,3 kg
80 L/min	M 3/4" 1 upper output, 1 bottom output, plain mixing valve Without rosette, knob or mixing valve block, no flush-fitting parts	T/X8280OMDA TX82032OMDA	3,5 kg 3,3 kg
120 L/min	M 1" 1 upper output + (1 bottom drain), plain mixing valve without rosette, knob or mixing valve block, no flush-fitting parts	T/X83OMDA TX8303OMDA	3,5 kg 3,3 kg

Recessed models with flow tap



8147 to 8244-80

The mixing valves have a multi-purpose output that can be fitted with a tap, or blocked (according to installation). **Adjustment range** : 10° à 50°C.
Models 8240 and 8244 use ULTRAMIX technology.



flow	description	ref. code	weight
42 L/min	8147 - F 1/2" - 1 top output with flow tap, 1 multi-purpose bottom output, 2 stop valves built in to the cold and hot water supply. complete mixing valve, rosette 130x200, STD knob	T/8147S	3,1 kg
	complete mixing valve, rosette 130x200, "consulat" knob	T/8147C	3,2 kg
	mixing valve with rosette, 130x200, no knob	T/8147SM	2,7 kg
	plain mixing valve without rosette or knob	T8147	2,7 kg



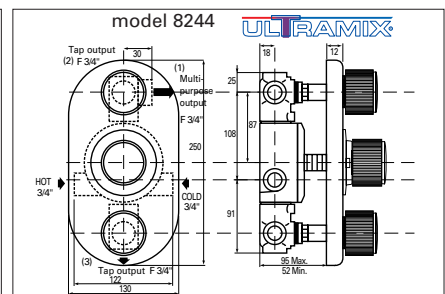
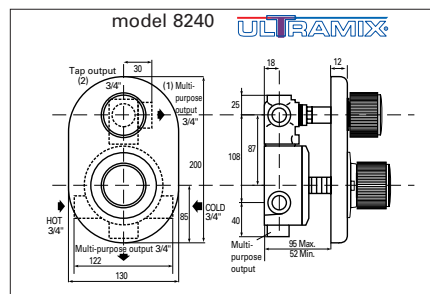
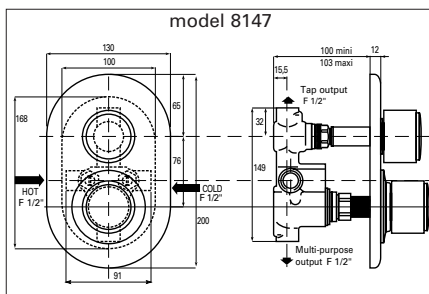
ULTRAMIX

flow	description	ref. code	weight
56 L/min	8240-56 - F 3/4" - 1 top output with flow tap, 1 multi-purpose top output, 1 multi-purpose bottom output complete mixing valve, rosette 130x200, STD knob	T/X824056S	3,7 kg
	complete mixing valve, rosette 130x200, "consulat" knob	T/X824056C	3,7 kg
	mixing valve with rosette, 130x200, no knob	T/X824056SM	3,3 kg
	plain mixing valve without rosette or knob	TX824056	3,0 kg
80 L/min	8240-80 - F 3/4" - 1 top output with flow tap, 1 multi-purpose top output, 1 multi-purpose bottom output complete mixing valve, rosette 130x200, STD knob	T/X824080S	3,7 kg
	complete mixing valve, rosette 130x200, "consulat" knob	T/X824080C	3,7 kg
	mixing valve with rosette, 130x200, no knob	T/X824080SM	3,3 kg
	plain mixing valve without rosette or knob	TX824080	3,0 kg



ULTRAMIX

flow	description	ref. code	weight
56 L/min	8244-56 - F 3/4" - 1 top output with flow tap, 1 multi-purpose top output, 1 bottom output with flow tap, 1/2" heads complete mixing valve, rosette 130x250, STD knob	T/X824456S	4,9 kg
	complete mixing valve, rosette 130x250, "consulat" knob	T/X824456C	5,0 kg
	mixing valve with rosette, 130x250, no knob	T/X824456SM	4,4 kg
	plain mixing valve without rosette or knob	TX824456	4,0 kg
80 L/min	8244-80 - F 3/4" - 1 top output with flow tap, 1 multi-purpose top output, 1 bottom output with flow tap, 1/2" heads complete mixing valve, rosette 130x250, STD knob	T/X824480S	4,9 kg
	complete mixing valve, rosette 130x250, "consulat" knob	T/X824480C	5,0 kg
	mixing valve with rosette, 130x250, no knob	T/X824480SM	4,4 kg
	plain mixing valve without rosette or knob	TX824480	4,0 kg



Cartridges

for mixing valves	cartridge type	ref. code	packaging
T8175, T8147	CP7 - 42 L/min	TCP7	1
T8256, T824056, T824456	TX1 - 56 L/min	**TX1	1
T8280, T824080, T824480	TX2 - 80 L/min	**TX2	1
T8300, T/X83	TX3 - 120 L/min	TX3	1
T8400, T/X84	TX4 - 175 L/min	TX4	1
T8500, T/X85	TX5 - 260 L/min	TX5	1
T8600, T/X86	TX6 - 400 L/min	TX6	1

** TX1 and TX2 cartridges are compatible and interchangeable if a higher flow rate is required.

Spare cartridges



ULTRAMIX CARTRIDGE

In order to favour service and simplify our products, we are offering new cartridges only from now on, guaranteed for 24 months.

Simplification : 1 single type of cartridge.

Savings : no charge for returning old cartridge.

Simplified management : ultra simple administration and stock management, (4 times fewer references – 1 single type of cartridge in stock).

This new **ULTRAMIX** cartridge is interchangeable with all eurotherm mixing valves, including the oldest from 1960, if an adaptation kit is ordered – see table entitled "how to choose the right cartridge".

In all cases, flow rate performance or low pressure operation for the ULTRAMIX cartridge will be an excellent addition to your older installations.

A mixing valve installed 40 years ago thus benefits from the most recent performances (+30% flow rate, adjustment, anti-burn feature, low pressure operation, etc.).

How to choose the right cartridge

Choose your cartridge from the table below, according to the currently installed mixing valve :

Check the number engraved on the mixing valve cover in order to find out the installed mixing valve's diameter and inner cartridge. The first 2 numbers indicate the mixing valve dimension, and therefore cartridge type.

Here are 5 examples :

FORMER RANGE	engraved no	→	EN 12052	→	1 = size 1 ; use cartridge 1000
	engraved no	→	AN 252 311	→	2 = size 2 ; use cartridge 2000
	engraved no	→	AC 336 422	→	3 = size 3 ; use cartridge 3000
CURRENT RANGE	engraved no	→	92 917	→	92 = size 2 (apparent mixing valve 9200) ; use cartridge C200
	engraved no	→	82 917	→	82 = size 2 (recessed mixing valve 8200) ; use cartridge C200

Note : adaptation kits are required for mixing valves (apparent and recessed) from before 1991.

	Former range (before 1991)						Series 9000 and 8000 (from 1991 to 2002)					
	Installed Mixing valve reference	Nominal diameter (connecting)	Former Cartridge reference	External diameter of the buffer (lid)	ULTRAMIX cartridge reference	Adaptation KIT reference	Installed Mixing valve reference	Nominal diameter (connecting)	Former Cartridge reference	External diameter of the buffer (lid)	ULTRAMIX cartridge reference	Adaptation KIT reference
EXPOSED MIXING VALVE	1300	M 3/4"	1000	± 9 cm	TX1*	TK1300	9200	M 3/4"	C200	± 9 cm	**TX1 or TX2	-
	1400	M 3/4"	1000	± 9 cm	TX1*	TK1400	1400 SE	M 3/4"	C200	± 9 cm	TX1	TK1400SE
	23000	M 1"	2000	± 11 cm	TX3*	TK23000	9300	M 1"	C300	± 11 cm	TX3	-
	T3 - 33000	F 1"	3000	± 14 cm	TX4*	TKT3	9400	M 1 1/4"	C400	± 14 cm	TX4	-
	T4 - 44000	F 1 1/4"	4000	± 17 cm	TX5*	TKT4	9500	M 1 1/2"	C500	± 17 cm	TX5	-
	T5 - 55000	F 1 1/2"	5000	± 19 cm	TX6*	TKT5	9600	M 2"	C600	± 19 cm	TX6	-
	T6 - 66000	F 2"	6000	± 21 cm	TX67*	TKT6						
INSET MIXING VALVE	1100	F 1/2"	1000	± 9 cm	TX1*	TKEN	8200	F 3/4"	C200	± 9 cm	**TX1 or TX2	-
	11040	F 1/2"	1000	± 9 cm	TX1*	TKEN	8300	F 1"	C300	± 11 cm	TX3	-
	21000	F 3/4"	2000	± 11 cm	TX3*	TKEN	8400	F 1 1/4"	C400	± 14 cm	TX4	-
	21200	F 3/4"	2000	± 11 cm	TX3*	TKEN	8240	F 3/4"	C200	± 9 cm	TX1	-
	21044	F 3/4"	2000	± 11 cm	TX3*	TKEN	8244	F 3/4"	C200	± 9 cm	TX1	-
	33500	F 1"	3000	± 14 cm	TX4*	TKEN						

* note : cartridge is one size larger

** For installations requiring higher flow rate, the TX1 and TX2 cartridges are compatible and interchangeable.

Development ulterior - Cartridge 6000 always available without for the kit TKT6.

Kits

kit for former range (before 91)	ref. code	packaging
TK1300	TK1300	1
TK1400	TK1400	1
TK23000	TK23000	1
TKT3	TKT3	1
TKT4	TKT4	1
TKT5	TKT5	1
TKT6	TKT6	1
TKEN	TKEN	1
TK1400SE	TK1400SE	1

Cartridge (OMDA – FNC cartridges : see p. 120) inverted cartridges : add "INV" to the reference

for mixing valves	type of cartridge	ref. code	packaging
8100, 8140, 7100, 7200, 7300, 9100, 9115	101750	T101750	1
8105, 8145	101752	T101752	1
19200, 29200, 29300, 29400	X222	T109445	1
T9107B, T9107C, T9715B, T9715C, T8147, T8175	CP7 - 42 L/min	TCP7	1
TX91E, TX91C, T8256, T824056, T824456	TX1 - 56 L/min	**TX1	1
TX92E, TX92C, T8280, T824080, T824480	TX2 - 80 L/min	**TX2	1
TX93E, TX93C, T8300, T/X83	TX3 - 120 L/min	TX3	1
TX94E, TX94C, T8400, T/X84	TX4 - 175 L/min	TX4	1
TX95E, TX95C, T8500, T/X85	TX5 - 260 L/min	TX5	1
TX96E, TX96C, T8600, T/X86	TX6 - 400 L/min	TX6	1

** For installations requiring higher flow rate, the TX1 and TX2 cartridges are compatible and interchangeable.