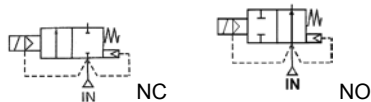


Media: air – water – gas – light oil
 Pressure range: 0.5 to 15 bar max
 Media temperature: -10°C +90° C max
 Ambient temperature: -20° to +60° C
 Media viscosity: 50 centistokes max
 Mounting: coil upright
 Opening / Closing time: 50 mSec Max



2/2 Brass

**N/CLOSED & N/OPEN
 2 WAY SERVO ASSISTED**



TYPE PU225



PRESSURE

Ø Port	Ø Orifice (mm)	Flow Rate Cv Ltr/ min	Coil Size	Pressure Rating (bar)			Seals	Max Media Temp. °C	Part Number
				Min ΔP	Max ΔP	Max Working			
3/8 BSP	13	40.0	22003	0.5	10	15	NBR FKM EPDM	60 120 120	PU22503 + voltage PU22503V + voltage PU22503E + voltage
1/2 BSP	13	40.0	22003	0.5	10	15	NBR FKM EPDM	60 120 120	PU22504A + voltage PU22504AV + voltage PU22504AE + voltage
3/4 BSP	25	165.0	22003	0.5	10	15	NBR FKM EPDM	60 120 120	PU22506A + voltage PU22506AV + voltage PU22506AE + voltage
1 BSP	25	165.0	22003	0.5	10	15	NBR FKM EPDM	60 120 120	PU22508A + voltage PU22508AV + voltage PU22508AE + voltage
1 1/4 BSP	38	367	22003	0.5	10	15	NBR FKM EPDM	60 120 120	PU22512A + voltage PU22512AV + voltage PU22512AE + voltage
1 1/2 BSP	38	500	22003	0.5	10	15	NBR FKM EPDM	60 120 120	PU22514A + voltage PU22514AV + voltage PU22514AE + voltage
2 BSP	50	600	22003	0.5	16	16	NBR FKM EPDM	60 120 120	PU22520A + voltage PU22520AV + voltage PU22520AE + voltage
2 1/2 BSP	65	1050	16W	0.3	10	15	NBR FKM EPDM	60 120 120	PU22524A + voltage PU22524AV + voltage PU22524AE + voltage
3 BSP	75	1380	16W	0.3	10	15	NBR FKM EPDM	60 120 120	PU22528A + voltage PU22528AV + voltage PU22528AE + voltage

OPTIONS

Connector PG9 – DIN 43650 A
 IP65 Coil
 Normally Open Operator (DC - 0543-95.6-00) (AC - 0543-83.6-00)
 Explosion Proof Coil: EExmIT4 II ATEX 2G IP65 T 130°C (Optional T6 T 85°C) 
 Explosion Proof Enclosure: EExdiICT6 ATEX II G/D 
 NPT Thread (Not available 2" and above)

ELECTRICAL DATA

Voltage (-10% + 10%) Continuous duty 100%	Coil Size	Power		Insulation class	Enclosure	Electrical connections
		Inrush	Holding			
~ 24 – 48 – 110 – 240 – 380 (50 or 60)	22003	23VA	17VA	H 180°C	IP 65 with connector	3 spades DIN 43650A DIN 40050 VDE 0110
= 12 – 24 – 48 (DC)		15 Watts				
~ 24 – 48 – 110 – 220 – 380 (50 or 60)	16W	25VA	15VA	F 155°C		
= 12 – 24 – 48 (DC)		16 Watts				

CONSTRUCTION

Body: Brass
 Tube and internal parts: Stainless steel
 Seals and gaskets: NBR (Optional EPDM & FKM)
 Moulded coil: Resin

REPAIR KIT

Diaphragm Seal	225 + orifice + seal material
Coil	Coil size (22003 or 16W) + voltage
Complete plunger + O' rings (Normally Closed)	225320VNC + seal material
Complete plunger + O' rings (Normally Open)	(DC - 0543-95.6-00) or (AC - 0543-83.6-00)

OVERALL DIMENSIONS

Model	3/8 1/2	3/4 1	1 1/4 1 1/2	2	2 1/2	3
Port	3/8 1/2	3/4 1	1 1/4 1 1/2	2	2 1/2	3
A	66.5	100	132.6	158	243	250
B	106.5	134	141	168	178	188
C	48	70	96	112	184	184
Kg	0.725	1.565	2.56	3.9	9.4	11.4

