


## CIM 70BSL

### FULLWAY KITE MARKED LOCK-SHIELD GATE VALVE BS 5154 / B TYPE - PN20

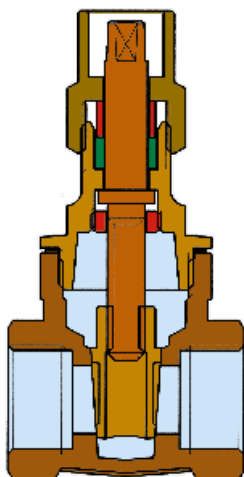


#### SERVICE RECOMMENDATIONS :

The Cim 70BSL gate valve can be used for: heating plants, sanitary systems, plumbing services, waterworks, gasoline networks, pneumatic systems, and steam.

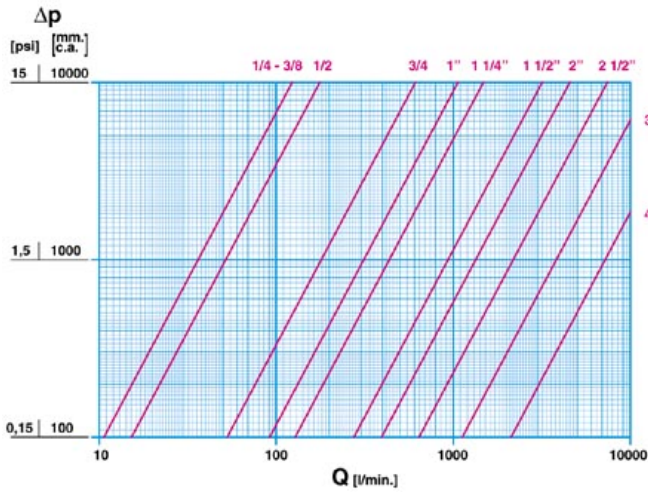
Valve sizes ½ to 2" are manufactured and approved to BS 5154/B - PN 20.

#### CROSS SECTION



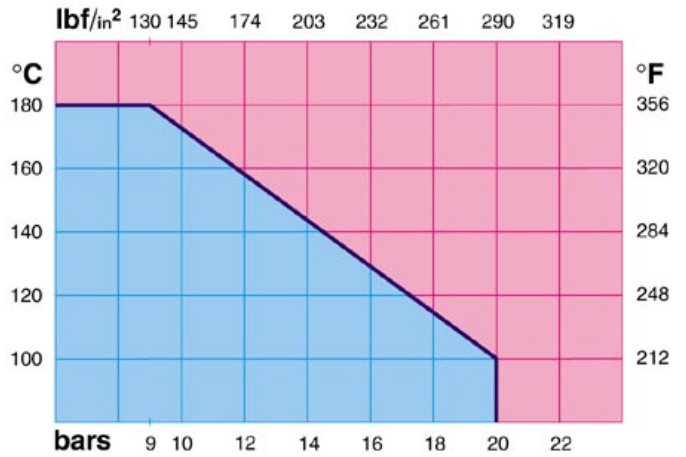
BODY :	HOT FORGED BRASS EN12165 CW 617N
BONNET :	HOT FORGED BRASS EN12165 CW 617N
DISC :	HOT FORGED BRASS EN12165 CW 617N
PACKING :	NA1100
STEM :	MACHINED FROM DRAWN BRASS BAR EN12164 CW 614N
GLAND PACKING :	MACHINED FROM DRAWN BRASS BAR EN12164 CW 614N
GLAND :	MACHINED FROM DRAWN BRASS BAR EN12164 CW 614N
STEM RING :	MACHINED FROM DRAWN BRASS BAR EN12164 CW 614N
LOCKSHIELD NUT :	MACHINED FROM DRAWN BRASS BAR EN12164 CW 614N

## FLOW AND PRESSURE DROP



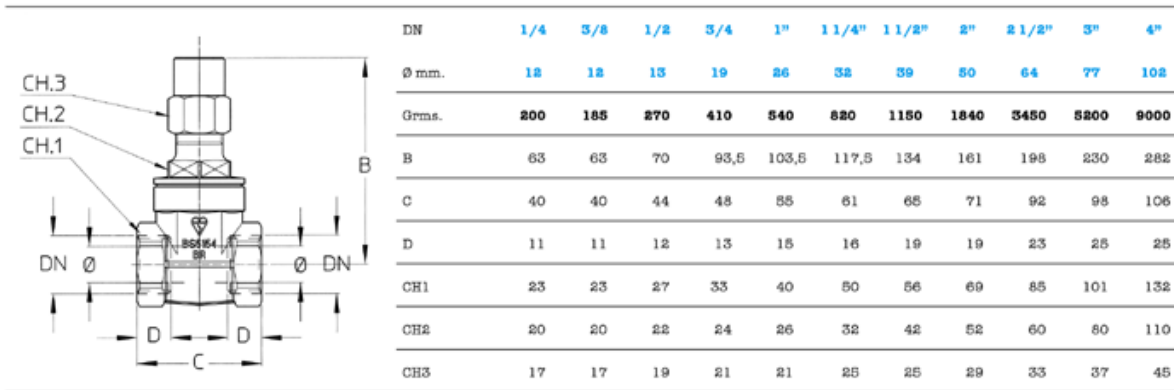
Flow and pressure drop  
 1 l/min = 0,06 m<sup>3</sup>/h  
 1 m<sup>3</sup>/h = 16,67 l/min

## PRESSURE TEMPERATURE RATINGS



Pressure / temperature ratings  
 1 bar = 14,5 p.s.i.  
 $^{\circ}\text{C} = 5/9 (^{\circ}\text{F} - 32)$   
 $^{\circ}\text{F} = 32 + 9/5 ^{\circ}\text{C}$

## TECHNICAL DRAWING



## TECHNICAL CHARACTERISTICS

### KV

DN	1/4	3/8	1/2	3/4	1"	1 1/4"	1 1/2"	2"	2 1/2"	3"	4"
Ø mm.	12	12	13	19	25	32	39	50	64	77	102
KV	7	7	10	36	61	90	189	276	450	786	1476

KV = Capacity in m<sup>3</sup>/h at pressure drop of 1 bar

CS = Starting torque in Nm.