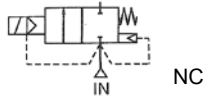


Media: air – water – light oil - vacuum
 Pressure range: 0 to 10 bar max
 Media temperature: 90° C max
 Ambient temperature: -20° to +60° C max
 Media viscosity: 50 centistokes max
 Mounting: coil upright
 Opening / Closing Time: 50 mSec Max



2/2 Brass


N/CLOSED 2 WAY ASSISTED LIFT TYPE PU220 & AD



PRESSURE

Ø Port	Ø Orifice (mm)	Flow Rate Cv Ltr/ min	Coil Size	Pressure Rating (bar)				Seals	Max Media Temp. °C	Part Number
				Min	Max ΔP DC	Max ΔP AC	Max Working			
3/8 BSP	13	35	22003	0	5	8.5	10	NBR FKM EPDM	90 120 120	PU22003 + voltage PU22003V + voltage PU22003E + voltage
1/2 BSP	13	35	22003	0	5	8.5	10	NBR FKM EPDM	90 120 120	PU22004A + voltage PU22004AV + voltage PU22004AE + voltage
3/4 BSP	20	72	22003	0	5	8.5	10	NBR FKM EPDM	90 120 120	PU22006A + voltage PU22006AV + voltage PU22006AE + voltage
1 BSP	25	183	22003	0	5	7	10	NBR FKM EPDM	90 120 120	PU22008A + voltage PU22008AV + voltage PU22008AE + voltage
1 1/4 BSP	35	400	WPA2	0	7	10	10	NBR FKM EPDM Silicone	90 120 120 120	AD35N + voltage AD35V + voltage AD35E + voltage AD35S + voltage
1 1/2 BSP	35	400	WPA2	0	7	10	10	NBR FKM EPDM Silicone	90 120 120 120	AD40N + voltage AD40V + voltage AD40E + voltage AD40S + voltage
2 BSP	51	580	WPA2	0	5	7	10	NBR FKM EPDM Silicone	90 120 120 120	AD50N + voltage AD50V + voltage AD50E + voltage AD50S + voltage

OPTIONS

Connector PG9 – DIN 43650 A
 IP65 Coil
 Explosion Proof Coil: EExmIIT4 ATEX IIG IP65 T 130°C (Optional T6 T 85°C) 
 NPT
 HTA2 Coil 200°C N Rated (WPA2 size only)

ELECTRICAL DATA

Voltage (-10% + 10%) Continuous duty 100%	Coil Size	Power		Insulation class	Enclosure	Electrical connections
		Inrush	Holding			
~ 24 - 48 - 110 - 240 - 380 (50 or 60 Hz)	22003	23VA	17VA	H 180°C	IP 65 with connector	3 spades DIN 43650A DIN 40050 VDE 0110
= 12 - 24 - 48 - 110 (DC)		15 Watts				
~ 24 - 110 - 230 (50 or 60 Hz)	WPA2	40VA	24.2VA	F 155°C		
= 12 - 24 (DC)		18 Watts				

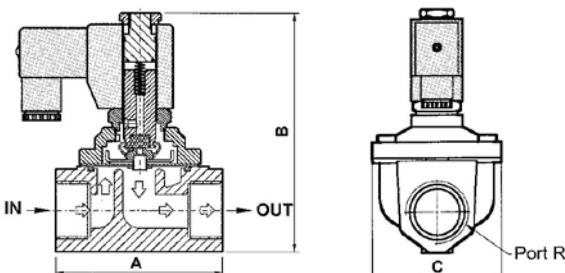
CONSTRUCTION

Body: Brass
 Tube and internal parts: Stainless steel
 Seals and gaskets: NBR (Optional EPDM or FKM)
 Moulded coil: Resin

REPAIR KIT

Diaphragm seal	Valve part number + material
Coil	Coil size (22003 or WPA2) + voltage
Complete plunger + O' rings	KIT+ valve part number

OVERALL DIMENSIONS



Model	PU220 03	PU220 04A	PU220 06A	PU220 08A	AD35	AD40	AD50
Port R	3/8	1/2	3/4	1	1 1/4	1 1/2	2
A	66.5	66.5	71.0	96.0	120	120	150
B	101.0	101.0	107.0	120.5	140	140	160
C	48.0	48.0	58.0	70.0	90	90	120
Kg	0.74	0.715	0.92	1.4	2.87	2.77	4.81

