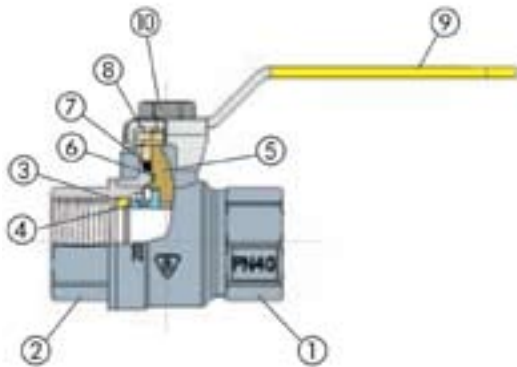
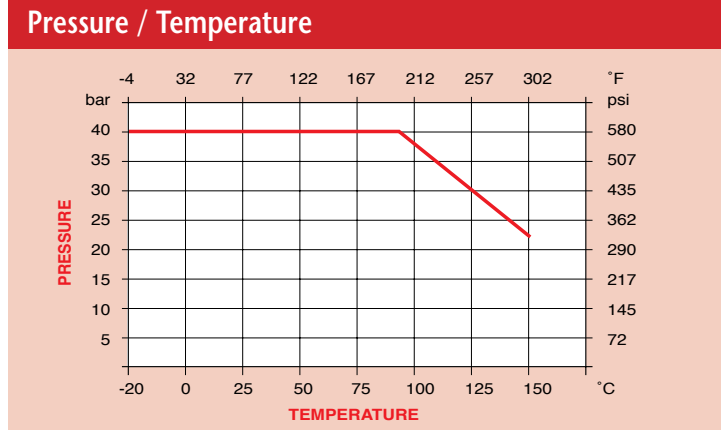




## PN40 Brass Ball Valve

### Features

- Screwed BSP Taper
- PTFE seats & seals
- Anti Blow Out Stem
- Full Bore

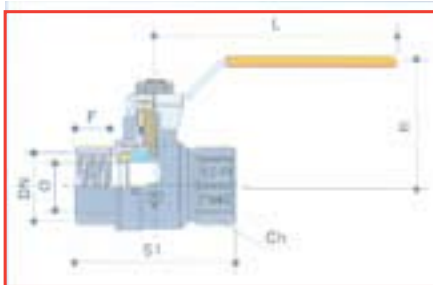


DN	1/4"	3/8"	1/2"	3/4"	1"	1 1/4"	1 1/2"	2"	2 1/2"	3"	4"
∅	10	10	15	20	25	32	40	50	61	74	95
F	10	10	15	16	19	21	21	26	27	28	35
S1	45	45	63	71	83	92	104	124	140	159	195
S2	42	54	70	80	92	102	117	137			
S3		54	68	77	92						
H	41	41	54	58	66	71	80	88	131	140	156
L	80	80	90	90	125	125	140	140	250	250	250
L1	52	52	62	62	72						
Ch	21	21	26	31	38	48	55	68	85	99	125
Kgs	0.14	0.14	0.26	0.37	0.57	0.84	1.46	2.09	4.30	6.00	9.25

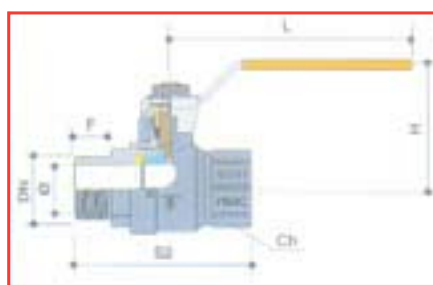
N.	Part Name	Materials	Treatment
1	Body	Brass CW617N-UNI EN 12165/98	Nickel plated
2	Body End	Brass CW617N-UNI EN 12165/98	Nickel plated
3	Seat	PTFE	
4	Ball	Brass CW617N-UNI EN 12165/98	Nickel plated
5	Stem	Brass CW614N-UNI EN 12165/98	
6	O Ring	FP	
7	Stem Seat	PTFE	
8	Packing Nut	Brass CW614N-UNI EN 12165/98	
9	Handle	Steel	PVC-Plastic Coated
10	Nut	Steel	Zinc Plated

### Technical Data

Working Temperature -20°C to +150°C      Max Pressure 40 bar



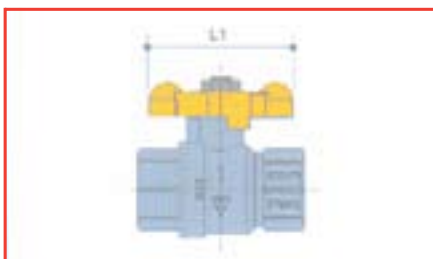
Art 45



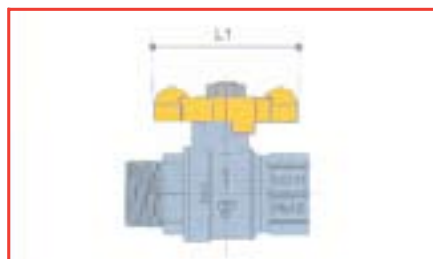
Art 46



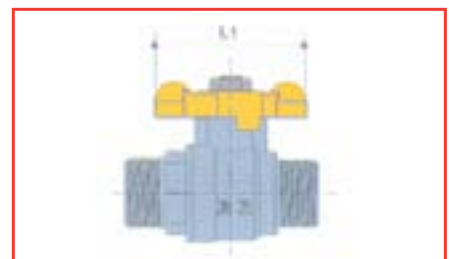
Art 47



Art 45/A



Art 46/A



Art 47/A

Dimensions in mm

This data sheet is designed as a guide and should not be regarded as wholly accurate in every detail. We reserve the right to amend the specification of any product without notice.